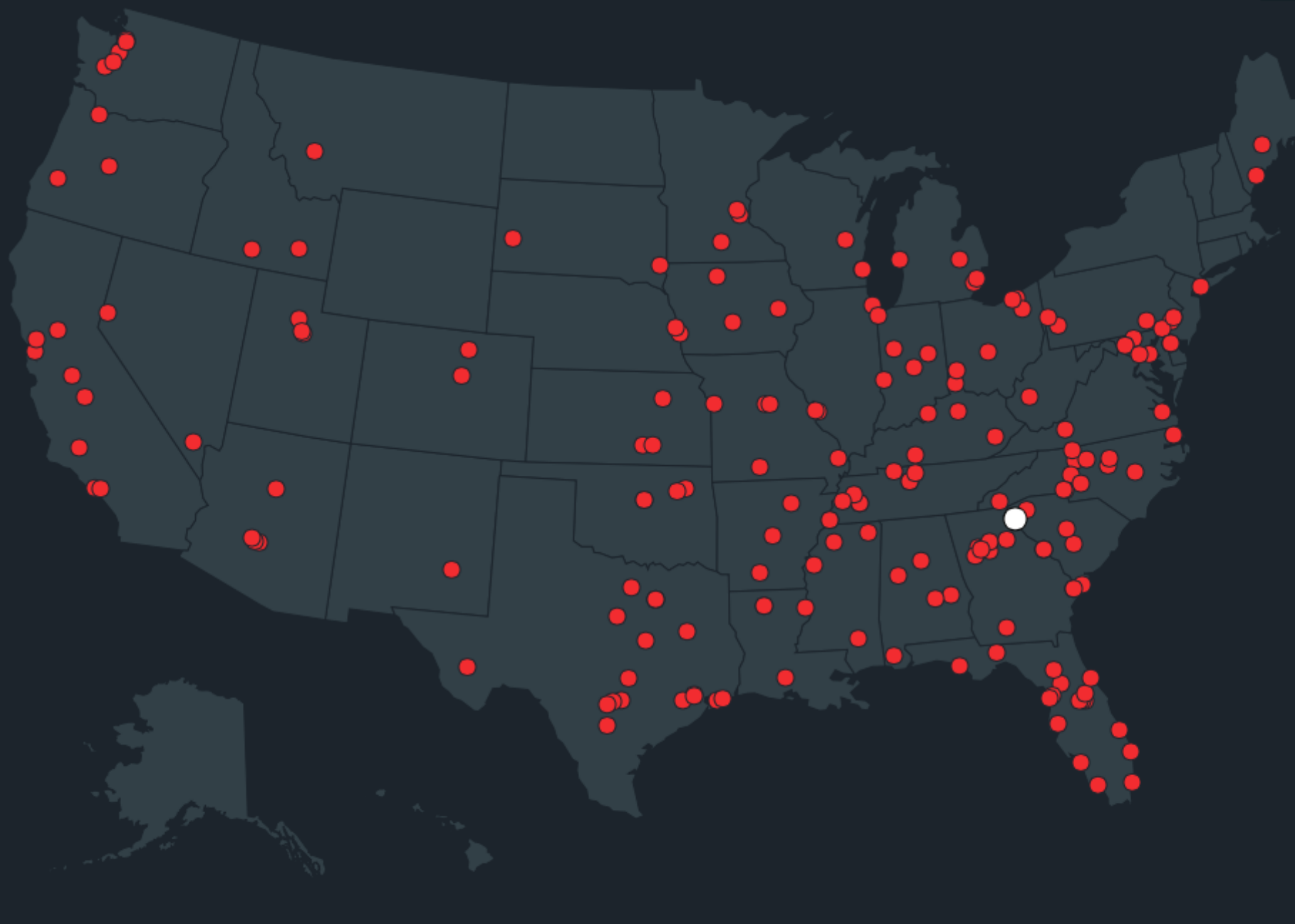



Active Shooter (Active Threat) Avoidance Training

LAGRANGE COLLEGE
2016



9/28/2016

Townville Elementary School

SCHOOL

	Townville, SC
	Elementary School

DETAILS

Attack on other persons(s) resulting in injury or death

A 14-year-old boy shot and injured two six-year-old boys, and shot and injured an unidentified female teacher, on the playground of their elementary school, after shooting and killing his father outside of his home. He was tackled by an off-duty firefighter who was nearby, and held without further incident until law enforcement arrived. The two injured boys and the injured teacher were all treated for serious but non-life threatening injuries. The Oconee County Sheriff's Office announced they were investigating the incident.

SUMMARY

Source: The Greenville News

Prevention: Who are Active Shooters?

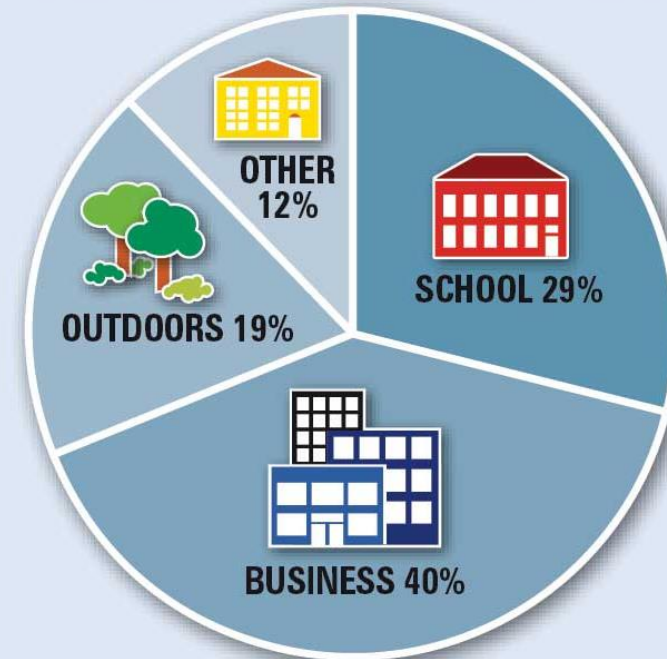
There is not a specific profile; however, all but three have been male.

55% have any connection to the location they choose for crime.

In many cases, the shooter broadcasts intentions or alarming thoughts on social media before an incident.

See something-say something.

ACTIVE SHOOTER INCIDENTS BY LOCATION



**Statistics Provided by the Federal Bureau of Investigation 2014*

What We Learned from Virginia Tech

The active shooter returned multiple times to these classrooms to continue the killing.

Classrooms with no action/time to deny access:

- Room 206- 10 of 14 died
- Room 211- 12 of 19 died. All but one student was shot.

Classrooms with action to deny access:

- Room 204- 2 of 19 died. Professor barricaded door, told students to go out window.
- Room 205- 0 of 12 died. Room was barricaded and no one was shot. Class worked together to deny entry, used feet to hold the door.

Lessons from VT				
28 Passive		vs. vs.	2 (Fatalities) Proactive	
Room 210 No Class	Room 206 14 Present Killed - 10 Wounded - 2	Room 204 19 Present JUMPED Killed - 2 Wounded - 3	Room 200 No Class	
Hallway Killed - 1				
Offices	Room 211 19 Present Killed - 12 Wounded - 6	Room 207 13 Present Killed - 5 Wounded - 6 BARRICADED After 1 st Occurrence	Room 205 12 Present BARRICADED Killed - 0 Wounded - 0	

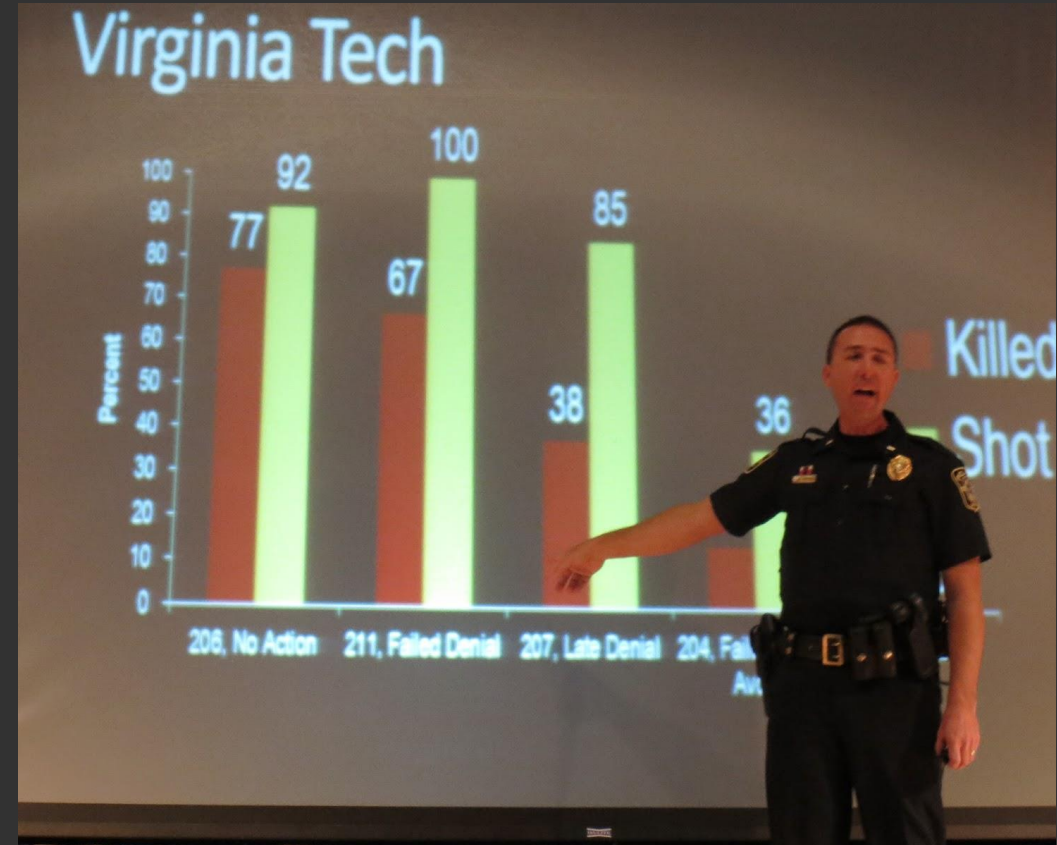
Two Things SAVED LIVES:

Taking action saved lives:

- Hiding was not effective as the shooter returned to make sure all targets were shot.

Professors taking leadership saved lives:

- Be a leader- guide the group.



How active shooter incidents end

The FBI studied 160 active shooting incidents between 2000-2013.

40% Shooters ultimately committed suicide



28.1% Law enforcement and the shooter exchanged gunfire



13.1% Unarmed citizens safely and successfully restrained the shooter



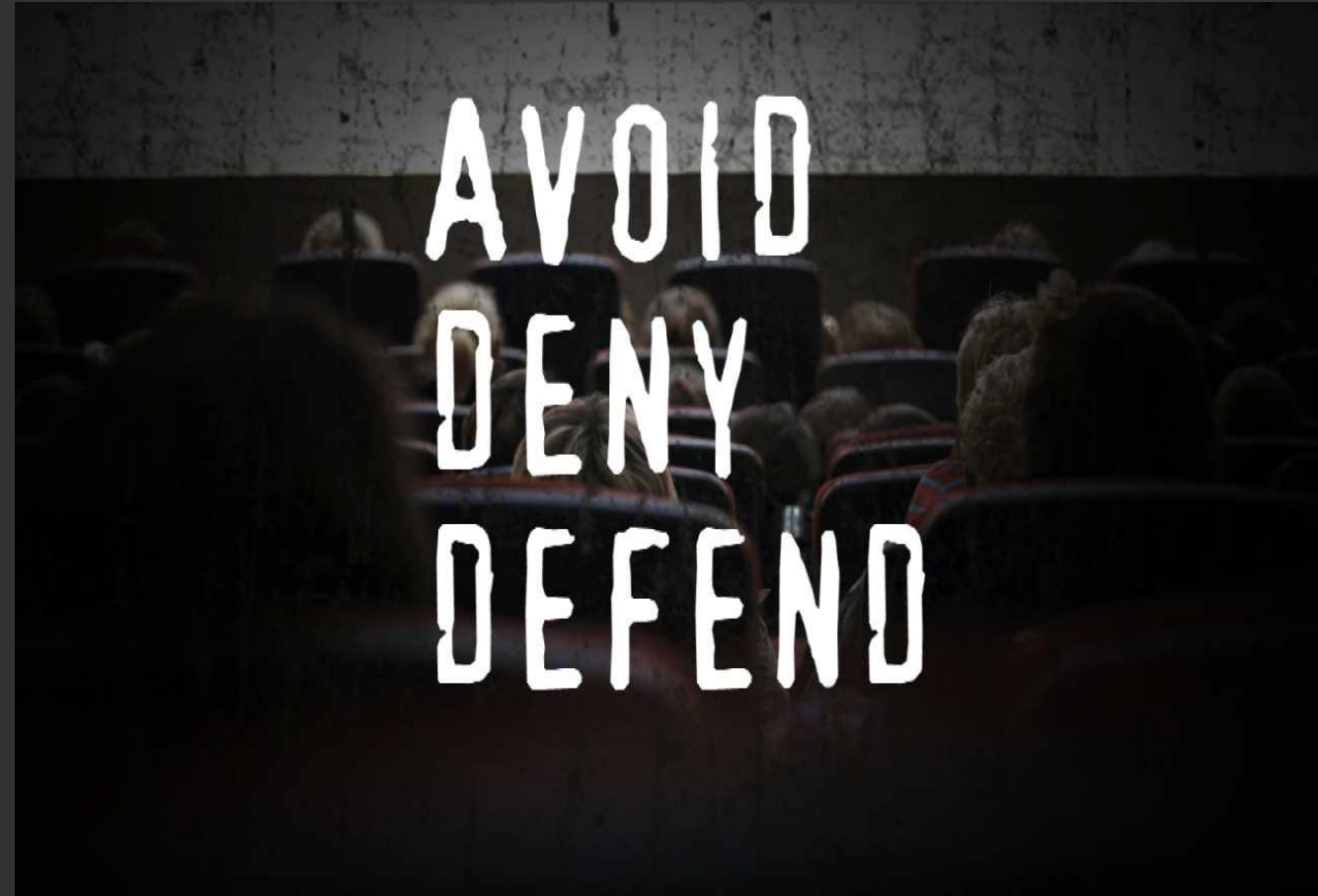
3.1% Armed citizens exchanged gunfire with the shooters



Source: FBI, A Study of Active Shooter Incidents in the United States Between 2000 and 2013



LaGrange College places the highest priority on the preservation of the lives of our students and employees. If an active shooter event should occur, our community has been trained to use the Avoid | Deny | Defend™ model.



What should you do?

Step 1: **AVOID** the Shooter.

If it's safe to do so - immediately exit the building and run away from the shooting. Think of all ways out of the building- even using windows. When safe, call 911.

- SPECIFY LOCATION

If you are unsure it is safe to leave, lock the door - even if shooter is at close range.

- *Why?* Librarian at Columbine was too scared to lock door. 10 of the 12 people inside were killed because the shooter came through the door.



Step 2: With no safe way out, **DENY** access.

Lock and barricade the door.

Put heavy objects in front of door.

If door has no lock, use a belt strap to restrict the opening mechanism or pull against the door

Turn off lights, block windows

Silence phones and remain quiet

Conceal group, stay out of site (line wall near door so you are not visible through windows)



Step 3: If active shooter breaks through, **DEFEND** yourself.

Make a plan as a classroom or office for a group attack. **You have the legal right to defend yourself.**

Throw heavy items to disable attacker.

Physically attack eyes, throat, groin area.

Be aggressive!



College Action in Active Shooter Event

Call 911

Call 8911

Activate alert notification

When police arrive- law enforcement controls scene- instruct students to put hands up & follow commands.



Automatically enrolled with your college email

To verify info is correct, GO TO

<https://lagrange.regroup.com/passwords/new>

<https://lagrange.regroup.com/>



Settings

Account

Email | Phone

Join a group

Group Notifications

Email Preferences

Contact E-mail:

To send messages within a network group, you must have added and confirmed an email address from that network.

Add another valid email here

Add

Current Email Addresses:

Choose a primary email address that you would like all messages sent to:

dcoker@lagrange.edu

Confirmed

Primary Email

Send Emails Here

Text and Voice Preferences

Contact Phone:

Get group messages sent to your phone(s). Sign up below!

United States

7065753960

Cell

Text

Voice

[More](#) | [Remove](#)

Ex: 2123456789

It is ok for regroup to send text/voice messages to my phone. Standard rates apply.

Save

How to Prepare

Go over training regularly

Know your classrooms, labs, and think through scenarios

Mental Preparation: Work on ability to calm yourself in tense situations - use tactical breathing to calm accelerated heart rate.

- Inhale 1,2,3,4. Hold 1,2,3,4. Exhale 1,2,3,4.

Gun shots in a building can sound like loud cracks or fireworks. When something is out of place – like muffled and distorted repetitive sounds - react to it.



DO NOT:

HESTITATE- inaction results in lost lives.

- Take action! On average it takes police 3 minutes to get to the scene. The # of deaths in an active shooter situation can be reduced by reducing targets. Give people the training to AVOID the attacker or DENY access.

HIDE

- You are not helpless, and you have the legal right to defend yourself!
- Hiding is NOT effective.






LAGRANGE

COLLEGE

- = Bar Locks
- 🔑 = Key Locks
- 🪪 = ID Card Access





See something-say something

Report Suspicious Behavior to Security Office:

On campus, dial extension 8911

Off campus, call (706) 880-8911